

Contents	Old books
<a href="#">Metadata</a>	Information about this file
<a href="#">Netherlands</a>	Number of new book titles published and its absolute change, the Netherlands, 1500-1680, (new titles per million people)
<a href="#">UK</a>	Number of new book titles published and its absolute change, UK, 1500-1700, (new titles per million people)
<a href="#">Germany</a>	Number of new book titles published and its absolute change, Germany, 1500-1700, (new titles per million people)
<a href="#">France</a>	Number of new book titles published and its absolute change, France, 1500-1700, (new titles per million people)
<a href="#">US</a>	Number of new book titles published and its absolute change, US, 1700-1800, (new titles per million people)
<a href="#">Russia</a>	Number of new book titles published and its absolute change, Russia, 1700-1800, (new titles per million people)
<hr/>	
<a href="http://www.dannydorling.org/">http://www.dannydorling.org/</a>	

---

## Metadata

---

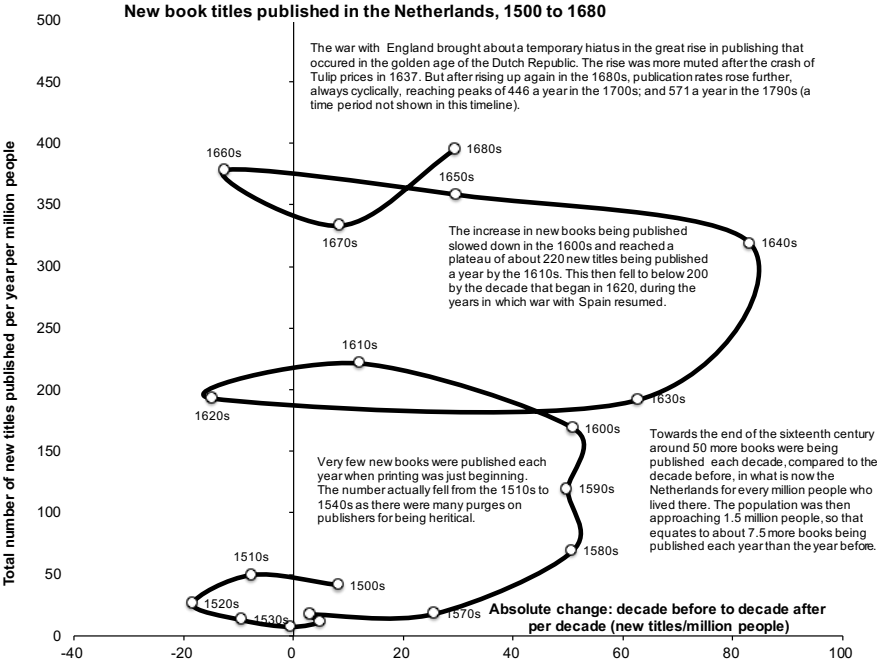
These reference tables contain statistics of book published before 1800 in several countries. All these statistics come from Jonathan Fink-Jensen's 2015 dataset: "Book Titles per Capita", so they actually measure the books per million people. Also the time scale here is decade, and the number in one decade is averaged over the books of years in that decade. The graph beside each table shows the total amount of book titles, and the absolute change over time. The x-axis is the absolute change while the y-axis is the total amount. Each circle represents a certain decade.

---

Number of new book titles published and its absolute change, the Netherlands, 1500-1680, (new titles per million people)

Source: 'Our World in data': <https://ourworldindata.org/books> (which in turn was based in turn on Jonathan Fink-Jensen's 2015 dataset: "Book Titles per Capita", <http://hdl.handle.net/10622/AOQMAZ>, IISH Dataverse, V1, annual estimates, accessed here: <https://datasets.socialhistory.org/dataset.xhtml?persistentId=hd:10622/AOQMAZ>).  
Frequency: Decade, End of period

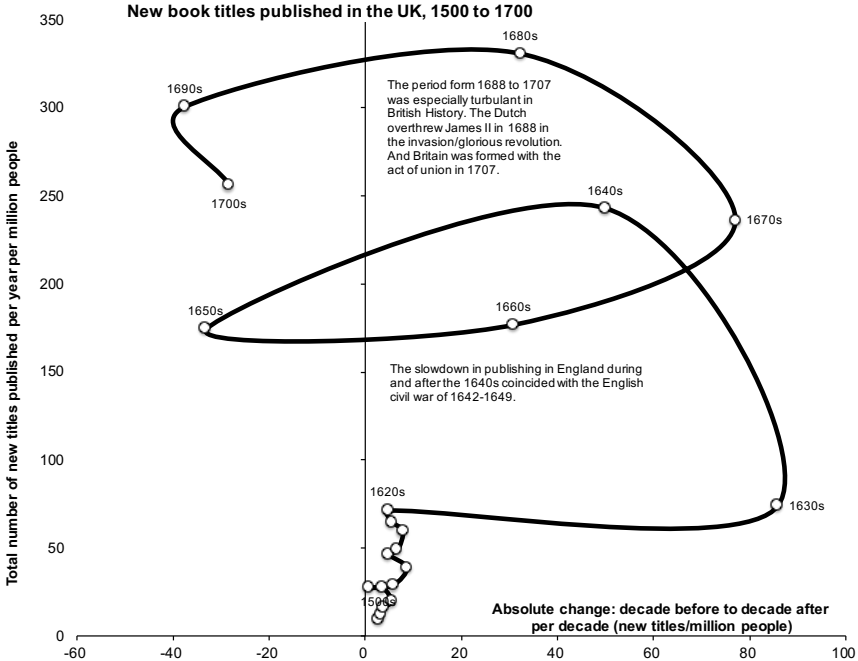
Observation date	Absolute change (new titles per million people)	Total (new titles per million people)	Label
1500	8.215	41	1500s
1510	-7.612	49	1510s
1520	-18.385	26	1520s
1530	-9.345	13	1530s
1540	-0.536	7	
1550	4.952	12	
1560	3.072	17	
1570	25.605	18	1570s
1580	50.689	68	1580s
1590	49.927	119	1590s
1600	51.001	168	1600s
1610	12.170	221	1610s
1620	-14.694	193	1620s
1630	62.892	192	1630s
1640	83.181	318	1640s
1650	29.801	358	1650s
1660	-12.568	378	1660s
1670	8.545	333	1670s
1680	29.430	395	1680s
1690	25.506	392	1690s
1700	12.108	446	1700s
1710	-26.620	416	1710s
1720	42.545	393	1720s
1730	89.151	501	1730s
1740	17.482	571	1740s
1750	-59.528	536	1750s
1760	-16.076	452	1760s
1770	104.963	504	1770s
1780	26.327	662	1780s
1790	-20.916	557	1790s
1800	-24.058	620	1800s
1810	-59.588	509	1810s
1820	24.360	501	1820s
1830	39.016	557	1830s
1840	61.147	579	1840s
1850	51.894	680	1850s
1860	-18.061	683	1860s
1870	-45.166	643	1870s
1880	-13.966	593	1880s
1890	58.749	615	1890s
1900	60.800	710	1900s
1910	7.706	737	1910s
1920	44.508	725	1920s
1930	-17.047	826	1930s
1940	22.753	691	1940s
1950	193.733	872	1950s
1960	439.982	1079	1960s
1970	809.119	1752	1970s
1980	733.844	2697	1980s
1990	57.153	3219	1990s
2000	-407.867	2811	2000s



Number of new book titles published and its absolute change, UK, 1500-1700, (new titles per million people)

Source: 'Our World in data': <https://ourworldindata.org/books> (which in turn was based in turn on Jonathan Fink-Jensen's 2015 dataset: "Book Titles per Capita", <http://hdl.handle.net/10622/AOQMAZ>, IISH Dataverse, V1, annual estimates, accessed here: <https://datasets.socialhistory.org/dataset.xhtml?persistentId=hd:10622/AOQMAZ>).  
Frequency: Decade, End of period

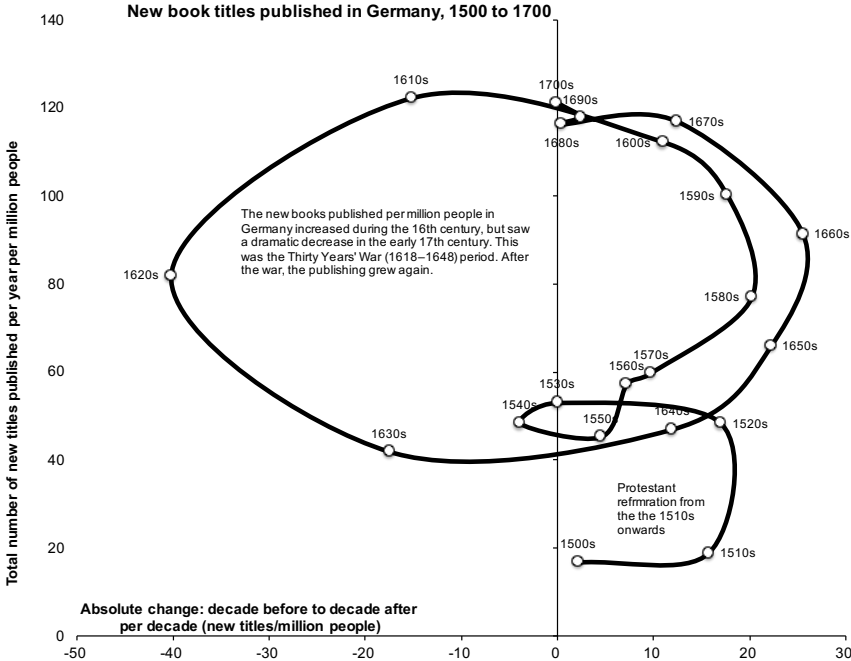
Observation date	Absolute change (new titles per million people)	Total (new titles per million people)	Label
1500	2.859	9	1500s
1510	3.452	12	
1520	3.903	16	
1530	5.530	20	
1540	3.708	27	
1550	0.869	27	
1560	5.817	29	
1570	8.682	39	
1580	4.937	46	
1590	6.768	49	
1600	7.873	60	1620s
1610	5.730	64	
1620	4.802	71	
1630	85.900	74	
1640	50.082	243	
1650	-33.083	174	
1660	30.949	177	
1670	77.040	236	
1680	32.346	331	
1690	-37.429	301	
1700	-28.232	256	1710s
1710	-42.548	244	
1720	-35.002	171	
1730	0.100	174	
1740	0.683	171	
1750	8.360	176	
1760	1.607	188	
1770	5.322	179	
1780	33.732	198	
1790	-48.044	246	
1800	-82.071	102	1800s
1810	-15.904	82	
1820	-0.321	71	
1830	8.204	82	
1840	12.828	87	
1850	4.552	107	
1860	-3.941	96	
1870	11.123	99	
1880	20.182	118	
1890	22.863	140	
1900	9.806	164	1900s
1910	22.321	159	
1920	40.097	209	
1930	2.560	240	
1940	15.422	214	
1950	147.427	270	
1960	394.580	509	
1970	177.031	1060	
1980	118.171	863	
1990	453.615	1296	
2000	474	1770	2000s



Number of new book titles published and its absolute change, Germany, 1500-1700, (new titles per million people)

Source: 'Our World in data': <https://ourworldindata.org/books> (which in turn was based in turn on Jonathan Fink-Jensen's 2015 dataset: "Book Titles per Capita", <http://hdl.handle.net/10622/AOQMAZ>, IISH Dataverse, V1, annual estimates, accessed here: <https://datasets.socialhistory.org/dataset.xhtml?persistentId=hd:10622/AOQMAZ>).  
Frequency: Decade, End of period

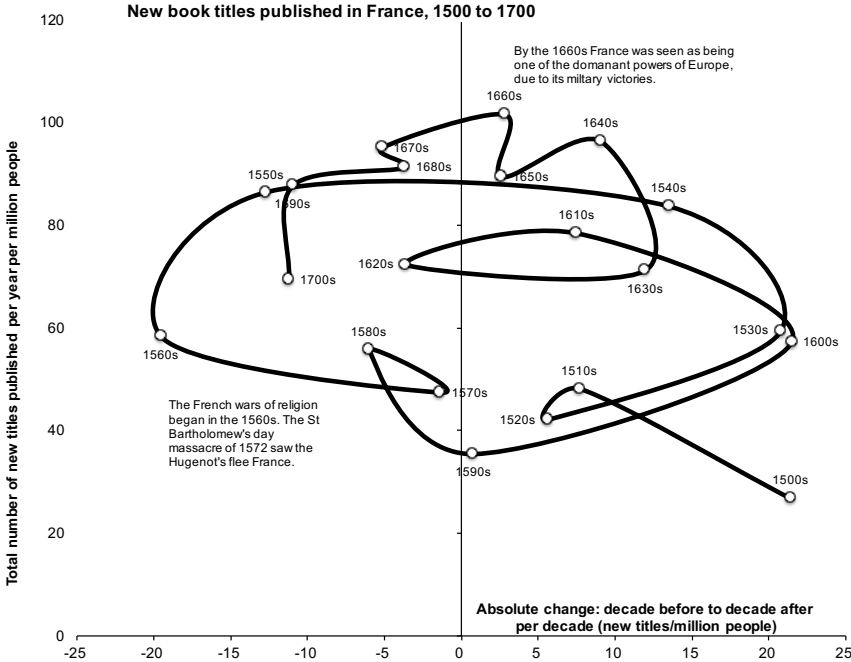
Observation date	Absolute change (new titles per million people)	Total (new titles per million people)	Label
1500	2.194	17	1500s
1510	15.773	19	1510s
1520	17.039	48	1520s
1530	0.006	53	1530s
1540	-3.869	48	1540s
1550	4.554	45	1550s
1560	7.268	57	1560s
1570	9.786	60	1570s
1580	20.231	77	1580s
1590	17.656	100	1590s
1600	11.002	112	1600s
1610	-15.184	122	1610s
1620	-40.187	82	1620s
1630	-17.469	42	1630s
1640	11.985	47	1640s
1650	22.222	66	1650s
1660	25.549	91	1660s
1670	12.475	117	1670s
1680	0.489	116	1680s
1690	2.448	118	1690s
1700	-0.052	121	1700s
1710	-1.632	118	1710s
1720	-0.095	118	1720s
1730	-0.920	118	1730s
1740	2.980	116	1740s
1750	-10.140	124	1750s
1760	-3.313	96	1760s
1770	21.576	117	1770s
1780	18.390	139	1780s
1790	7.328	154	1790s
1800	-0.070	154	1800s



Number of new book titles published and its absolute change, France, 1500-1700, (new titles per million people)

Source: 'Our World in data': <https://ourworldindata.org/books> (which in turn was based in turn on Jonathan Fink-Jensen's 2015 dataset: "Book Titles per Capita", <http://hdl.handle.net/10622/AOQMAZ>, IISH Dataverse, V1, annual estimates, accessed here: <https://datasets.socialhistory.org/dataset.xhtml?persistentId=hd:10622/AOQMAZ>).  
Frequency: Decade, End of period

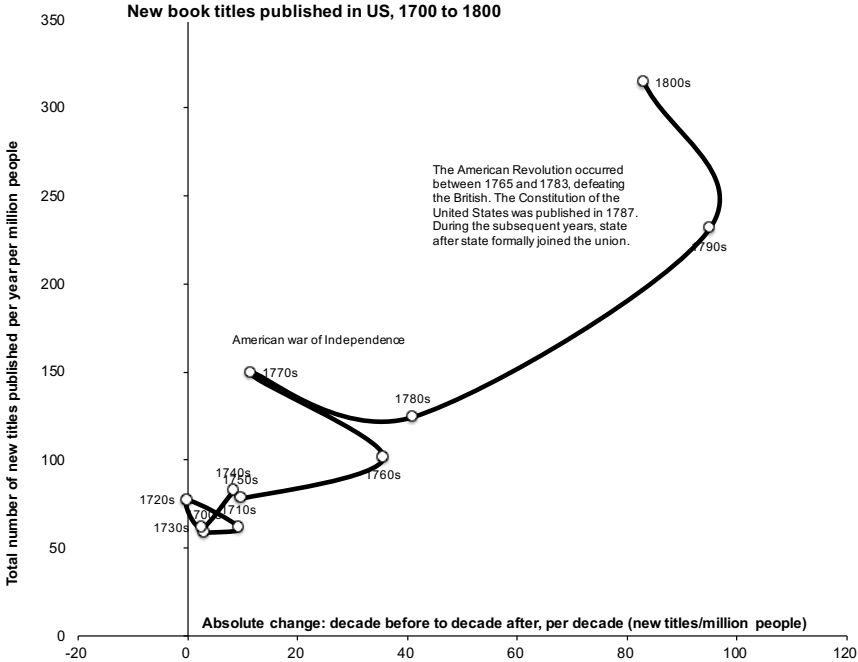
Observation date	Absolute change (new titles per million people)	Total (new titles per million people)	Label
1500	21.442	27	1500s
1510	7.697	48	1510s
1520	5.629	42	1520s
1530	20.781	59	1530s
1540	13.522	84	1540s
1550	-12.677	86	1550s
1560	-19.522	58	1560s
1570	-1.335	47	1570s
1580	-5.984	56	1580s
1590	0.816	35	1590s
1600	21.494	57	1600s
1610	7.525	78	1610s
1620	-3.588	72	1620s
1630	11.990	71	1630s
1640	9.098	96	1640s
1650	2.629	89	1650s
1660	2.828	102	1660s
1670	-5.143	95	1670s
1680	-3.673	91	1680s
1690	-10.942	88	1690s
1700	-11.203	69	1700s
1710	-0.965	65	1710s
1720	3.158	67	1720s
1730	2.223	72	1730s
1740	12.768	72	1740s
1750	14.132	97	1750s
1760	11.083	100	1760s
1770	19.583	119	1770s
1780	14.940	139	1780s
1790	-16.282	149	1790s
1800	-42.477	107	1800s



Number of new book titles published and its absolute change, US, 1700-1800, (new titles per million people)

Source: 'Our World in data': <https://ourworldindata.org/books> (which in turn was based in turn on Jonathan Fink-Jensen's 2015 dataset: "Book Titles per Capita", <http://hdl.handle.net/10622/AOQMAZ>, IISH Dataverse, V1, annual estimates, accessed here: <https://datasets.socialhistory.org/dataset.xhtml?persistentId=hd:10622/AOQMAZ>).  
Frequency: Decade, End of period

Observation date	Absolute change (new titles per million people)	Total (new titles per million people)	Label
1700	3.010	58.45	1700s
1710	9.333	61.46	1710s
1720	-0.082	77.11	1720s
1730	2.489	61.30	1730s
1740	8.365	82.09	1740s
1750	9.660	78.03	1750s
1760	35.638	101.41	1760s
1770	11.523	149.30	1770s
1780	41.051	124.46	1780s
1790	95.002	231.40	1790s
1800	83.058	314.46	1800s



Number of new book titles published and its absolute change, Russia, 1700-1800, (new titles per million people)

Source: 'Our World in data': <https://ourworldindata.org/books> (which in turn was based in turn on Jonathan Fink-Jensen's 2015 dataset: "Book Titles per Capita", <http://hdl.handle.net/10622/AOQMAZ>, IISH Dataverse, V1, annual estimates, accessed here: <https://datasets.socialhistory.org/dataset.xhtml?persistentId=hd:10622/AOQMAZ>).  
Frequency: Decade, End of period

Observation date	Absolute change (new titles per million people)	Total (new titles per million people)	Label
1700	-0.018	0.15	1700s
1710	0.297	0.14	1710s
1720	0.693	0.75	1720s
1730	0.398	1.52	1730s
1740	-0.100	1.55	1740s
1750	1.790	1.32	1750s
1760	2.536	5.12	1760s
1770	1.550	6.39	1770s
1780	0.570	8.22	1780s
1790	-0.818	7.53	1790s
1800	-0.945	6.59	1800s

